

Teacher's Directions

Print onto cardstock and cut out. Use with the following activities, introducing the activities in the order listed.


Sorting: Introduce the cards by modeling how to sort them into groups and having your child take over when he or she is comfortable. You can sort by type of animal and put all of the elephants together and all of the cows together or you can sort by putting all the males together, all the females together, etc. This shows children that different associations can be made using the same information, which creates or strengthens more connections in their brain.

Memory: This game is great not only for continuing to work on the vocabulary and grouping of these cards, but also to work on visual memory skills. I would suggest starting with about half of the cards unless your kids are really good at memory. Have them make matches based on type of animal or you could have them match the males to males, young to young, etc. If they still struggle with remembering where cards are, you can place the cards into two separate columns where they pick one card from one column and then know there will be a match for it in the other column. This reduces the amount of cards they need to remember by half. So for example, say you were going to play with 16 cards covering 4 groups of animals and you were going to match them by type of animal, you would put 2 of each group in your left column and 2 of each group in your right column. Then, when it is your child's turn have him or her pick one from the left column and then see if they can find the match in the right column.


Go Fish: This game is good to introduce last as it will require a good knowledge of each of the names on the cards. We often use this classic game when we have cards that match as it gives children practice actually using the vocabulary. You can set the rule for how you are going to match the cards at the beginning of the game. Will males match to males, etc. or will types of animals, such as duck to duck make a match?

Credits






gander




goose




gosling




flock/gaggle




bull




cow




calf




herd




rooster




hen




chick




flock




ram




ewe




lamb



flock




drake




duck




duckling




flock




stallion




mare



foal/colt/filly




herd



stallion




mare




calf




flock/gaggle




bull



cow



calf



herd, parade

Terms of Use

Thank you for your purchase! By purchasing this resource, you are agreeing that the contents are the property of Randi Smith and **licensed to you only for classroom/personal use as a single user**. I retain the copyright, and reserve all rights to this product.

YOU MAY:

- * Use items (free and purchased) for your own classroom students, or your own personal use, including a home classroom.
- * Reference this product in blog posts, at seminars, professional development workshops, or other such venues PROVIDED there is both credit given to myself as the author and a link back to my TPT store included in your post/presentation.
- * Distribute and make copies of FREE ITEMS ONLY to other teachers PROVIDED there is credit given to Randi Smith and a link back to my TPT store.

YOU MAY NOT:

- * Claim this work as your own, alter the files in any way, or remove/attempt to remove the copyright/ watermarks.
- * Sell the files or combine them into another unit for sale/free.
- * Post this document for sale/free elsewhere on the internet (this includes Google Doc links on blogs).
- * Make copies of purchased items to share with others is strictly forbidden and is a violation of the Terms of Use, along with copyright law.
- * Obtain this product through any of the channels listed above.

Thank you for abiding by universally accepted codes of professional ethics while using this product.

If you encounter an issue with your file, notice an error, or are in any way experiencing a problem, please contact me and I will be more than happy to help sort it out!

Thank you, Randi Smith