

Teacher Instructions

These pages were created to take notes while reading Magic Tree House books about history. ([Here is a list of the books.](#)) They may also be used while reading other children's historical fiction.

Pages 2-3: Notebooking Pages

Page 4: Vocabulary (Print as many as you need.)

Page 5: Writing Prompt

Page 6: Timeline (Print as many as you want. You may want to create an entire section of your notebook that is a timeline of world history since ancient civilizations through today and then write in the information you learn as you go.)


Page 7: Compare and Contrast

Pages 8-10: Continents (These are for gluing on the first page of the notebooking pages. Just print the page you need for each book.)

Page 11: Reading Comprehension Bookmarks

You may also like:

Credits:



**Frames and
Continents**

Book Title: _____

Time Period: _____

Place: _____

Glue on continent. Color in where the book takes place.

Details about the setting:

(Think about what the place looked and sounded like. What was unique about this setting?)

Historical Context: What went on during this time period in this place? (E.g., What were some problems of the time period? What was new and exciting in the time period?)

Who were some famous people of this time and place and why were they famous?

Vocabulary

(Write down words from the book that you don't know, especially those related to the time period and place where the book took place. Look up definitions.)

Definition: _____

Definition: _____

Definition: _____

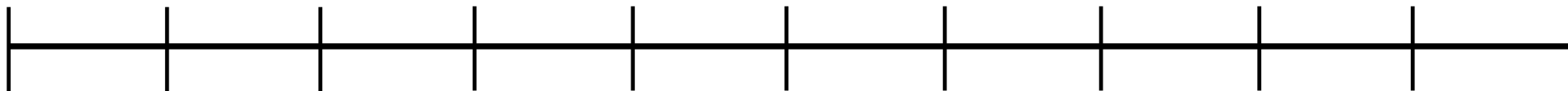
Definition: _____

Definition: _____

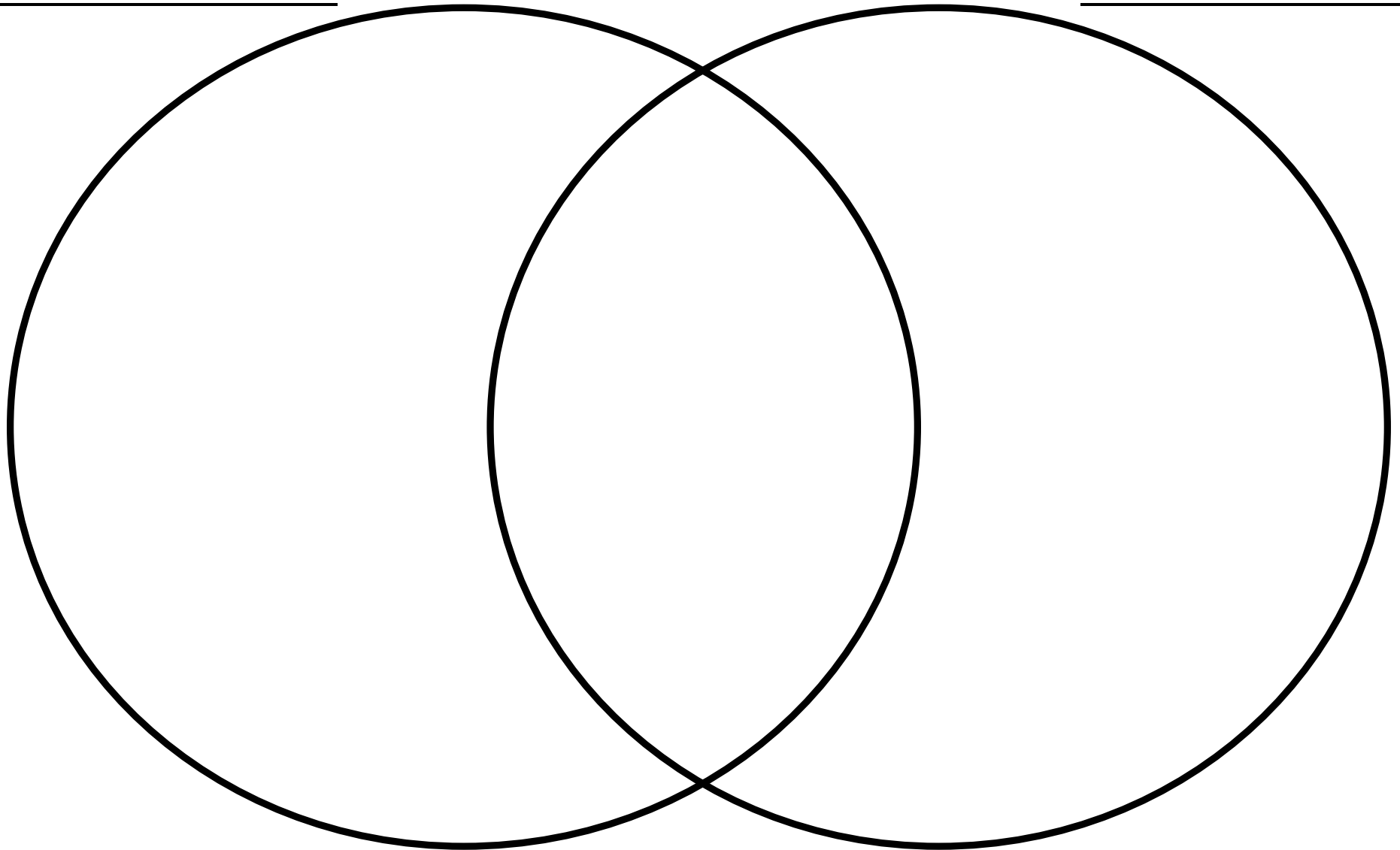
Definition: _____

Definition: _____

Timeline of _____



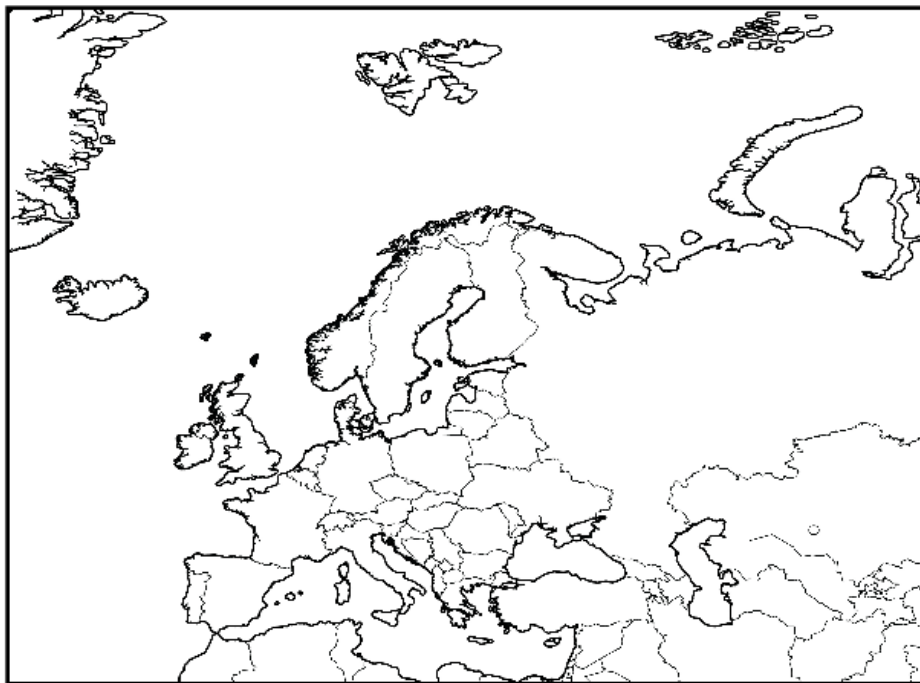
COMPARE AND CONTRAST Pick two different books you have read and choose something to compare in the books. It might be a famous person in each book, the place the book took place, or the different time periods. Write similarities between the two where the circles overlap and differences in the part of each circle that does not overlap.



Continents: make as many copies as needed to cut and glue on first page of notebooking pages

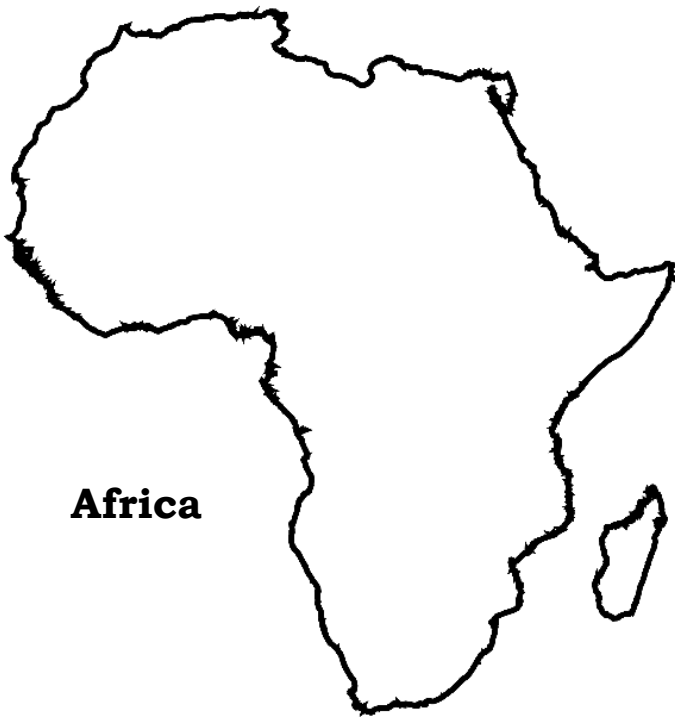


Asia



Europe

Continents: make as many copies as needed to cut and glue on first page of notebooking pages



Africa

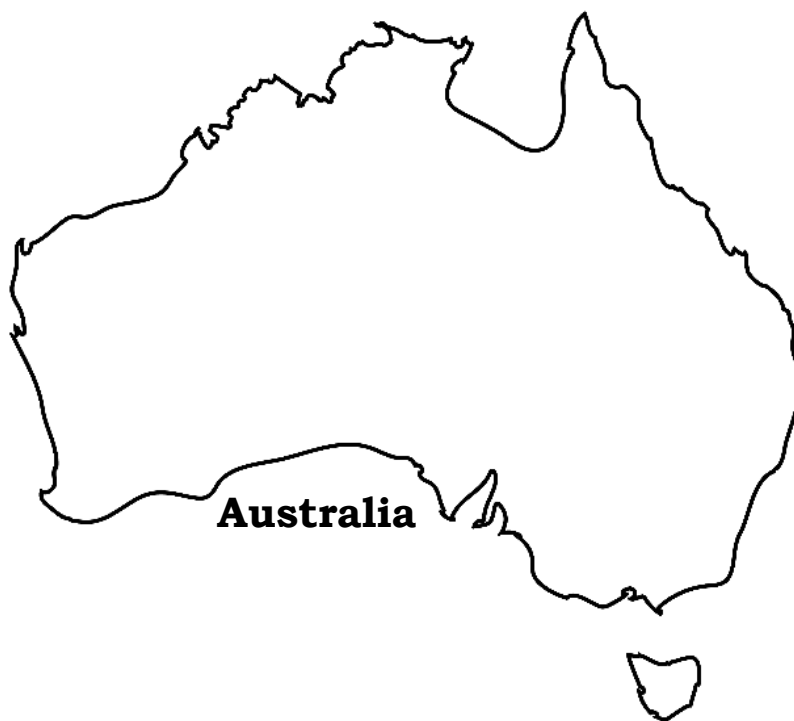
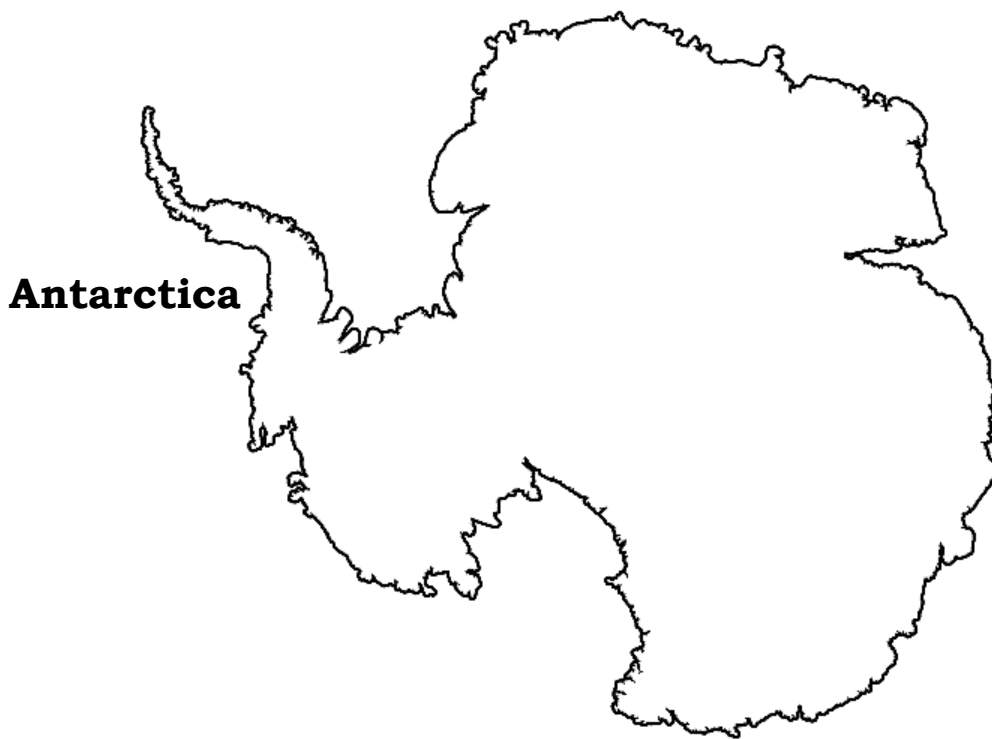



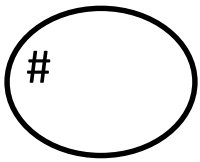
**South
America**



**North
America**

Continents: make as many copies as needed to cut and glue on first page of notebooking pages





_____ Title _____

Characters: Jack, Annie

Setting: Place: _____


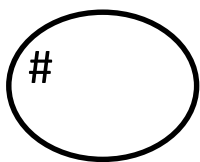
Time Period: _____

Mission: _____

Problems: _____

Solutions: _____

What did Jack and Annie learn?



_____ Title _____

Characters: Jack, Annie

Setting: Place: _____


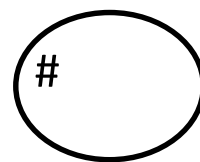
Time Period: _____

Mission: _____

Problems: _____

Solutions: _____

What did Jack and Annie learn?



_____ Title _____

Characters: Jack, Annie

Setting: Place: _____

Time Period: _____

Mission: _____

Problems: _____

Solutions: _____

What did Jack and Annie learn?

Terms of Use

Thank you for your purchase! By purchasing this resource, you are agreeing that the contents are the property of Randi Smith and licensed to you only for classroom/personal use as a single user. I retain the copyright, and reserve all rights to this product.

YOU MAY:

- * Use items (free and purchased) for your own classroom students, or your own personal use, including a home classroom.
- * Reference this product in blog posts, at seminars, professional development workshops, or other such venues PROVIDED there is both credit given to myself as the author and a link back to my TPT store included in your post/presentation.
- * Distribute and make copies of FREE ITEMS ONLY to other teachers PROVIDED there is credit given to Randi Smith and a link back to my TPT store.

YOU MAY NOT:

- * Claim this work as your own, alter the files in any way, or remove/attempt to remove the copyright/ watermarks.
- * Sell the files or combine them into another unit for sale/free.
- * Post this document for sale/free elsewhere on the internet (this includes Google Doc links on blogs).
- * Make copies of purchased items to share with others is strictly forbidden and is a violation of the Terms of Use, along with copyright law.
- * Obtain this product through any of the channels listed above.

Thank you for abiding by universally accepted codes of professional ethics while using this product.

If you encounter an issue with your file, notice an error, or are in any way experiencing a problem, please contact me and I will be more than happy to help sort it out!

Thank you, Randi Smith