

Teacher Instructions

These pages were created to take notes while reading non-fiction books about Native Americans.


Pages 2-5: Notebooking Pages -Print one per tribe that you study. You may want to use several books for each tribe.

Page 6: Writing Prompt for children to visualize what it would be like to live with that tribe.

Page 7: Timeline Print this to make one timeline per tribe. You could also make one master timeline for all tribes using a roll of craft paper.

Page 8: Compare and Contrast two tribes.

You may also like:



Credits:



Frames

Tribe: _____

Place: _____



Color in where the tribe lived. If they were forced to move to another area show that on the map as well.

What they built: Draw their houses or other structures that they built.

Describe: _____

Tribe: _____

Language spoken: _____

Words in that language: _____

Family/Tribe Structure: _____

Food: _____

Transportation: _____

Medicine: _____

Tribe: _____

Sports and Games: _____

Art: Draw or glue on pictures you have found.

Describe: _____

Tribe: _____

Wars: _____

Current Life: _____

New words I learned:

Word: _____

Definition: _____

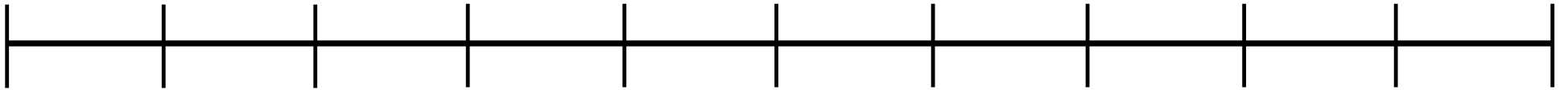
Word: _____

Definition: _____

Word: _____

Definition: _____

Timeline of _____

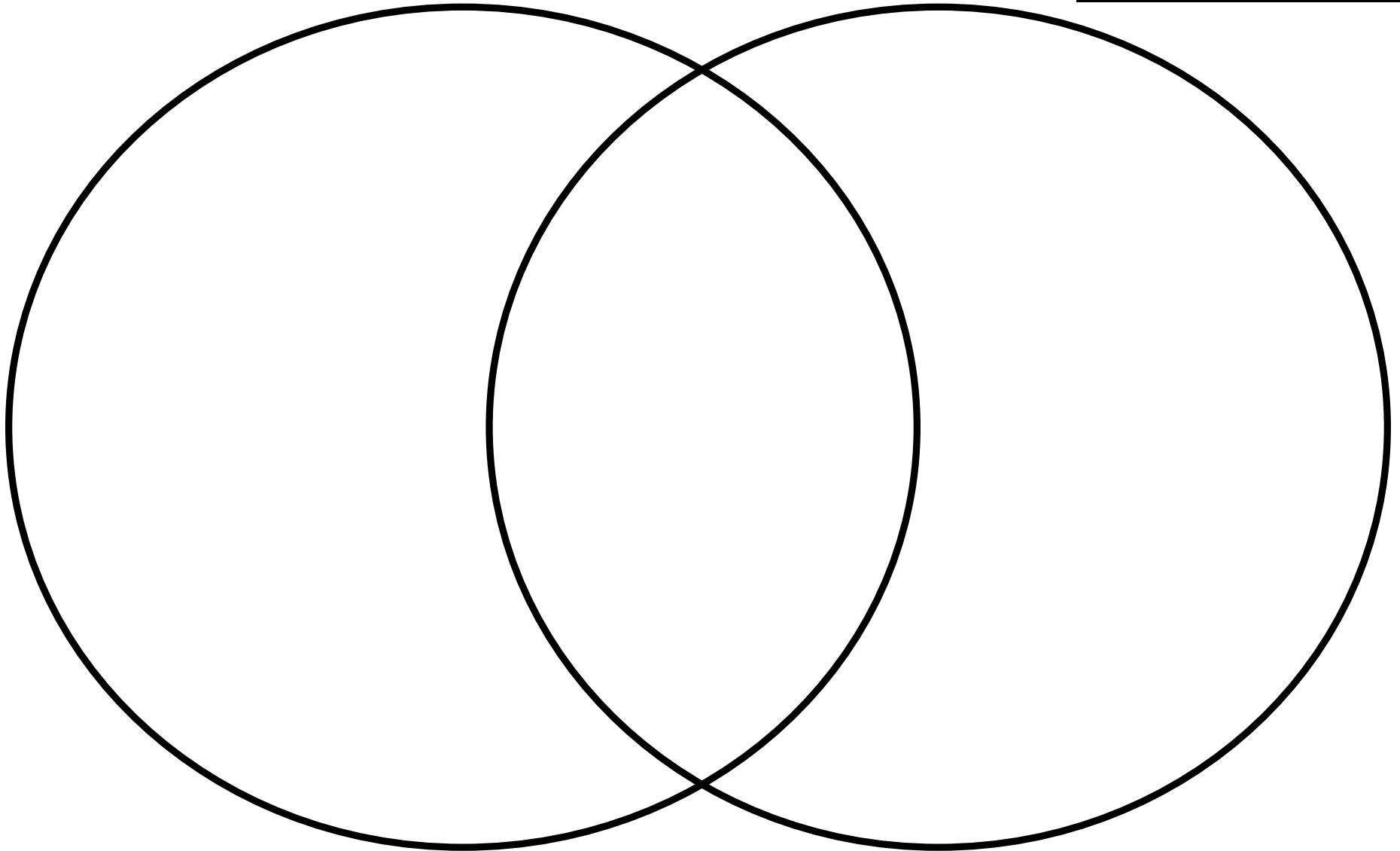


COMPARE AND CONTRAST

Choose two tribes you have learned about. Write similarities between the two where the circles overlap and differences in the part of each circle that does not overlap.

Tribe: _____

Tribe: _____



Terms of Use

Thank you for your purchase! By purchasing this resource, you are agreeing that the contents are the property of Randi Smith and licensed to you only for classroom/personal use as a single user. I retain the copyright, and reserve all rights to this product.

YOU MAY:

- * Use items (free and purchased) for your own classroom students, or your own personal use, including a home classroom.
- * Reference this product in blog posts, at seminars, professional development workshops, or other such venues PROVIDED there is both credit given to myself as the author and a link back to my TPT store included in your post/presentation.
- * Distribute and make copies of FREE ITEMS ONLY to other teachers PROVIDED there is credit given to Randi Smith and a link back to my TPT store.

YOU MAY NOT:

- * Claim this work as your own, alter the files in any way, or remove/attempt to remove the copyright/ watermarks.
- * Sell the files or combine them into another unit for sale/free.
- * Post this document for sale/free elsewhere on the internet (this includes Google Doc links on blogs).
- * Make copies of purchased items to share with others is strictly forbidden and is a violation of the Terms of Use, along with copyright law.
- * Obtain this product through any of the channels listed above.

Thank you for abiding by universally accepted codes of professional ethics while using this product.

If you encounter an issue with your file, notice an error, or are in any way experiencing a problem, please contact me and I will be more than happy to help sort it out!

Thank you, Randi Smith