

Teacher Instructions

Thank you for downloading our Learn About Hanukkah pages! They were created to be used with our post: [Learn About Hanukkah in Your Homeschool](#). Here is what is included in the study:

Pages 2:	Facts about Hanukkah: Fill-in-the-blank page.
Page 3:	Hanukkah Word Scramble
Pages 4:	Answer Key
Page 5:	Writing Prompt
Page 6-9:	Following Directions: Two sets of directions about Hanukkah with pictures.

Also refer to our post: [Learn About Hanukkah in Your Homeschool](#) for:

1. A history of the holiday.
2. A list of some books.
3. Links to videos and other resources.
4. Hanukkah recipes.

Credits

Frames by:



Facts about Hanukkah

History

In 200 BC, _____ came under control of the Syrian Greeks. They _____ many Jewish people and _____ their temple.

In 164 BC, the Jewish people _____ the Syrian Greeks.

They _____ the temple and lit the _____. But, there was only enough _____ for one day.

However, a _____ was believed to have occurred that allowed the menorah to stay lit for _____ days.

It is this story that is celebrated during Hanukkah.

Traditions

Each of the eight nights during Hanukkah, a _____ is lit in the _____. A ninth candle called a _____ is used to light the others.

Often foods that are fried in _____ are eaten. These include _____.

A _____ game called _____ is often played. It is a game the Jewish people would pretend to play when they were really _____. One plays for _____, which means 'money'.

Word Scramble

Unscramble the Hanukkah words below.

WHSIEJ _ _ _ _ _

A group of people originating from the Israelites and Hebrews of Israel and Judah.

LMEEPT _ _ _ _ _

The holy place where Jewish people worship and the place that was damaged by the Syrian Greeks during their occupation of Judea.

REHOANM _ _ _ _ _

A 7 or 9 branch lampstand for holding candles. The 7 branch was used in the Temple and the 9 branch is used to celebrate Hanukkah.

MHHAASS _ _ _ _ _

The middle candle in a 9 branch menorah, called a hanukiah, used to light the other candles.

KLEAT _ _ _ _ _

Potato pancakes fried in oil and often eaten during Hanukkah.

GLUKE _ _ _ _ _

Traditional Jewish noodle pie.

TOYGUNSIFA _ _ _ _ _

Jelly donuts fried in oil.

REAMLIC _ _ _ _ _

An event that appears to have come from God such as the one day of oil lasting 8 days during the Temple ceremony.

LEDDEIR _ _ _ _ _

A 'gambling' game played during Hanukkah.

TELG _ _ _ _

Means money and often refers to the chocolate coins children are given during Hanukkah.

Answer Keys

History

In 200 BC, **Judea** came under control of the Syrian Greeks. They **massacred** many Jewish people and **desecrated or damaged** their temple.

In 164 BC, the Jewish people **drove out** the Syrian Greeks.

They **cleaned and rebuilt** the temple and lit the **menorah**. But, there was only enough **oil** for one day.

However, a **miracle** was believed to have occurred that allowed the menorah to stay lit for **eight** days.

It is this story that is celebrated during Hanukkah.

Traditions

Each of the eight nights during Hanukkah, a **candle** is lit in the **menorah**. A ninth candle called a **shamash** is used to light the others.

Often foods that are fried in **oil** are eaten. These include **latkes and sufganiyot (or donuts)**.

A **gambling** game called **dreidel** is often played. It is a game the Jewish people would pretend to play when they were really **studying their holy texts**. One plays for **gelt**, which means 'money'.

Word Scramble




Jewish, Temple, menorah, shamash, latke, kugel, sufganiyot, miracle, dreidel, gelt

Following Directions: December Holidays

Happy Hanukkah

Hanukkah is a Jewish holiday that celebrates the rededication of the Second Temple in Jerusalem. It is believed a miracle happened during the rededication. Even though there was only enough oil to keep the candles burning for a single day, the flames continued to burn for 8 nights. During Hanukkah, candles are lit each night with a new candle added each night.

- 1) Hanukkah is celebrated based on the Hebrew calendar and starts on the 25th day of Kislev. Write 25 in the **upper left** hand corner of the fireplace. (*Modification: help locate place.*)
- 2) It is celebrated for 8 nights. Write an 8 in the **upper right** hand corner of the fireplace. (*Modification: help locate place.*)
- 3) A Menorah holds nine candles lined up in a **row**. Draw a Menorah on the mantel of the fireplace, but don't put any candles in it, yet. (*Modification: help locate the mantel.*)
- 4) Now draw five candles starting in the **middle** and filling the other four openings to the **right**. (*Modification: help locate where to draw the candles.*)
- 5) The candles are typically lit shortly after sunset. Draw hands on the clock to show 5:30. (*Modification: locate where to draw the hands.*)
- 6) The candles stay lit for at least 30 minutes. Write a 30 on the fireplace just below the clock. (*Modification: Help find correct location if needed.*)
- 7) Draw a brown chair with a blue pillow to the **left** of the fireplace so the family can sit and enjoy the candles. (*Modification: Help find correct location if needed. Break into parts.*)
- 8) Often people play dreidel after they light the candles. In the frame on the wall, draw a die that has a pointed bottom and a stick handle coming out of the top so it will spin. Make it colorful. (*Modification: Show a picture of a dreidel to copy.*)




Following Directions: December Holidays

Cooking for Hanukkah

Hanukkah is a Jewish holiday that celebrates the rededication of the Second Temple in Jerusalem. It is believed a miracle happened during the rededication. Even though there was only enough oil to keep the candles burning for a single day, the flames continued to burn for 8 nights. Fried foods are important part of celebrating Hanukkah as they represent the oil in the miracle. (*Modification: Help find correct places as needed.*)

- 1) Latkes are potato pancakes that are often eaten for Hanukkah. Draw a knife and eight brown potatoes to the **right** of the stove.
(*Modification: break into two parts if needed.*)
- 2) Draw a big, blue pot on the **front, right** burner to cook the potatoes in.
- 3) Draw a black frying pan on the **front, left** burner to fry up the latkes.
- 4) Draw a container of sour cream and a jar of applesauce in the **back, right corner** of the table. These will be used on top of the latkes.
(*Modification: break into two parts if needed.*)
- 5) Beef brisket is another popular food for Hanukkah. Draw a roasting pan with a large brown roast **inside** of the oven.
- 6) Kugel is an egg noodle casserole shaped like a pie. It can be different flavors. In the **front, left** corner of the table, draw a tan Kugel with red and brown spots. They are cranberries and pecans.
(*Modification: break into two parts if needed.*)
- 7) In the **back, left** corner of the table, draw an orange Kugel, which is made with pumpkin.
- 8) On the shopping list, write 'noodles' because you used them all up making the Kugels.
- 9) In the **middle** of the table, draw a plate with 10 donuts stacked in a pyramid. Donuts are another fried food eaten during Hanukkah.
- 10) Draw 9 small, yellow circles **spread around** the table. These are called gelt (money) and are chocolates wrapped in gold paper.

Happy Hanukkah!



Shopping
List

Terms of Use

Thank you for your purchase! By purchasing this resource, you are agreeing that the contents are the property of Randi Smith and licensed to you only for classroom/personal use as a single user. I retain the copyright, and reserve all rights to this product.

YOU MAY:

- * Use items (free and purchased) for your own classroom students, or your own personal use, including a home classroom.
- * Reference this product in blog posts, at seminars, professional development workshops, or other such venues PROVIDED there is both credit given to myself as the author and a link back to my TPT store included in your post/presentation.
- * Distribute and make copies of FREE ITEMS ONLY to other teachers PROVIDED there is credit given to Randi Smith and a link back to my TPT store.

YOU MAY NOT:

- * Claim this work as your own, alter the files in any way, or remove/attempt to remove the copyright/ watermarks.
- * Sell the files or combine them into another unit for sale/free.
- * Post this document for sale/free elsewhere on the internet (this includes Google Doc links on blogs).
- * Make copies of purchased items to share with others is strictly forbidden and is a violation of the Terms of Use, along with copyright law.
- * Obtain this product through any of the channels listed above.

Thank you for abiding by universally accepted codes of professional ethics while using this product.

If you encounter an issue with your file, notice an error, or are in any way experiencing a problem, please contact me and I will be more than happy to help sort it out!

Thank you, Randi Smith