



# St. Patrick's Day Unit Study



## Subjects:

Reading, Writing, Geography,  
Math, Science



# Teacher Instructions

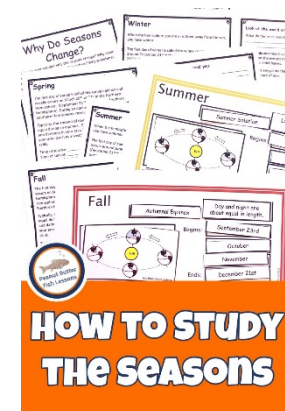
Thank you for downloading the St. Patrick's Day Unit Study! It was created to be used with *Leprechaun in Late Winter*, but has many St. Patrick's Day activities included. Here is what you will find:

- Pages 3-5:**                    **Notebooking Pages:** Children can take notes as they read *Leprechaun in Late Winter*.
- Page 6:**                      **Ireland Notebooking Page:** Research more about Ireland and take notes.
- Page 7:**                      **Writing Prompt:** Write about something that inspires you.
- Page 8:**                      **Write Your Own Limerick**
- Page 9:**                      **Crossword Puzzle** (answers on page 10)
- Page 10-12:**                **Pot O' Gold Addition Game:** Practice counting and adding money while filling your pot of gold.
- Page 13:**                    **Color a Rainbow:** Learn the order of the colors of the rainbow.

Also refer to our post: [St. Patrick's Day FREE Unit Study](#) for:


1. Videos about St. Patrick's Day and Ireland.
2. Links to make Irish food and leprechaun traps.
3. Videos to make St. Patrick's Day drawings.
4. Activities for studying rainbows.

**You May Also Be Interested In:**



**Credits**

*My*CuteGraphics



# Leprechaun in Late Winter

Where do Jack and Annie travel to?

---

What year is it? \_\_\_\_\_

What instrument do they take with them?

---

Who are they to visit and why? \_\_\_\_\_

---

---

What is the weather like when they arrive?

---

---

How did people travel then?

---

---

What does the scene look like when they arrive in Ireland? (Draw a picture on the back if you would like.)

---

---

---

---

---

---



**What had Augusta been out doing when Jack and Annie met her?**

---

---

**What are some things that Augusta is not allowed to do as a young lady?**

---

---

**What does Augusta's family think of Jack and Annie?**

---

---

**Who does Augusta take Jack and Annie to visit?**

---

---

**What are Shee and what do they do?**

---

---

**What are some things Mary told Jack and Annie about the Shee?**

---

---

---

---


---

---

**Why is Augusta unhappy?**

---

---



**What do Jack and Annie do to inspire Augusta?**

---

---

---

---

---

---

**What happens to Augusta?** \_\_\_\_\_

---

**Who do Jack and Annie ask to help them find her?**

---

---

**How does Willy tell them to act with the High King and High Queen?** \_\_\_\_\_

---

**What does the High Queen ask Augusta to do?**

---

---

---

---

**What do Jack and Annie learn about Augusta when they arrive home?**

---

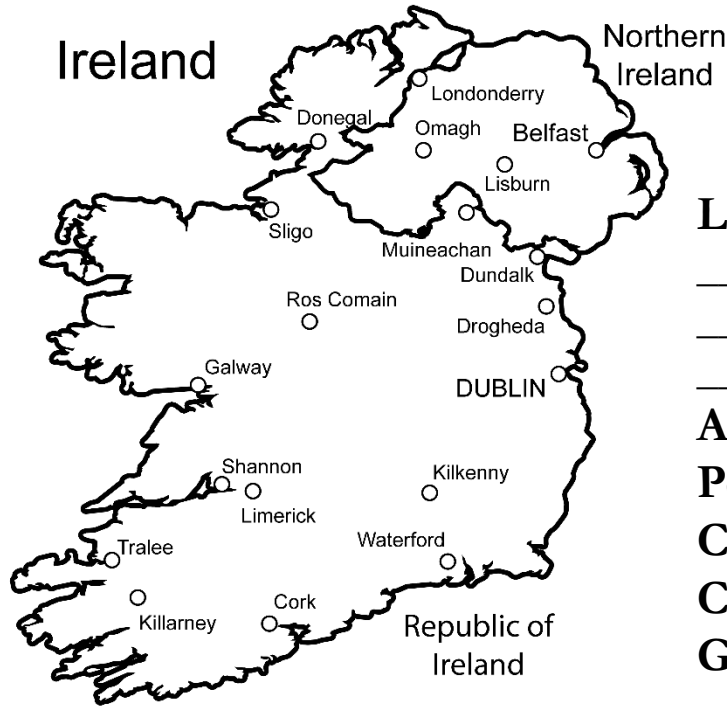
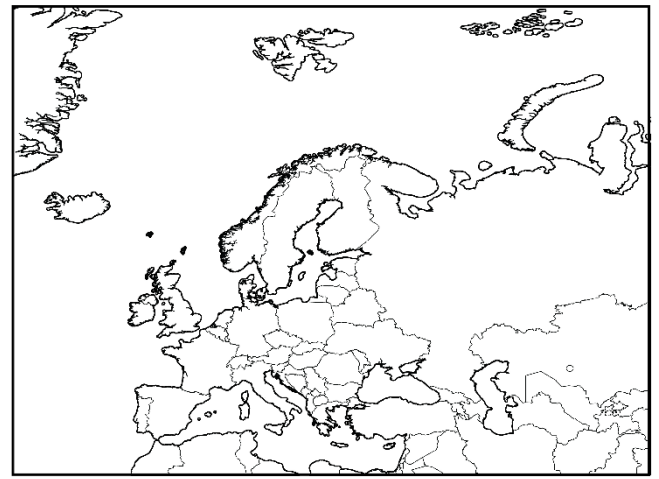
---

---

---

---

# Ireland



**Languages Spoken:**

---

---

---

**Area:** \_\_\_\_\_

**Population:** \_\_\_\_\_

**Capital:** \_\_\_\_\_

**Currency:** \_\_\_\_\_

**Government:** \_\_\_\_\_

**Dominant Religion:**

---

--	--	--

**Climate:**

---

---

---

**Geography:**

---

---

---

**History:**

---

---

---

**Other Notes:**

---

---

---

---

**Irish Foods:**

---

---

---

---





# Write Your Own Limerick

A limerick is a fun, short type of poem popular in Irish culture.

It has just 5 lines.

The 1<sup>st</sup>, 2<sup>nd</sup>, and 5<sup>th</sup> line rhyme with each other. They must have 7-10 syllables with the same rhythm.

The 3<sup>rd</sup> and 4<sup>th</sup> lines rhyme with each other. They must have 5-7 syllables with the same rhythm.

## Fill-in the blanks below to create your own limerick:

There once was a \_\_\_\_\_ from \_\_\_\_\_.  
(1 syllable adjective) (1 syllable person or animal) (place-rhyme A)

Who wanted to \_\_\_\_\_ in a/the \_\_\_\_\_ .  
(1 syllable verb) (noun-rhyme A)

He asked his friend \_\_\_\_\_ .  
(name-rhyme B)

To get him a \_\_\_\_\_ .  
(noun-rhyme B)

But his friend got lost in a/the \_\_\_\_\_ .  
(place-rhyme A)

## Now try to create one from scratch:

---

---

---

---


---





# Irish Folklore

## Crossword Puzzle



### Across

1. The stories were told in this ancient language.
2. The Irish fairies arrive on a beam of \_\_\_\_\_.
3. Irish fairies that steal warmth and sunshine.
4. An Irish instrument.
5. Humans who displease the Irish fairies are often turned into these.

### Down

1. They were the first to tell Irish fairy stories.
2. A mischievous fairy that is a small bearded man in a green coat and hat.
3. Some fairies have these and can fly.
4. The Irish fairies ride on white \_\_\_\_\_.



# Irish Folklore Crossword Puzzle Answer Key

**Across:** 1-Gaelic, 2-light, 3-shee, 4-whistle, 5-animals

**Down:** 1-Celts, 2-leprechaun, 3-wings, 4-horses

## Pot O' Gold Addition Game Directions

**Preparation:** Print one pot of gold for each player. Slide the pots of gold into page protectors. Print and cut out the coins. If you are playing with more than two people, then print out extra coins.

**The Game:** Place coins facedown in the middle of the table. Give everyone a pot of gold. Write an amount between \$.50 and \$2.50 with a dry erase marker in the white box on the pots. The same amount is written on each player's pot.


Then, take turns drawing a coin from the pile and adding it to your pot. The first person to reach the amount written on the pot without going over wins. If a player draws an amount that would cause them to go over the target amount, they will return the coin to the coin pile and lose a turn.

### **Variations:**


For younger players, you may want to just use coins of smaller amounts.


You could have players take turns rolling a die and take as many coins on their turn as are shown on the die.

You may also print extra sheets of coins and write in higher amounts on your pots to make it more challenging.



# Pot O' Gold Addition Game





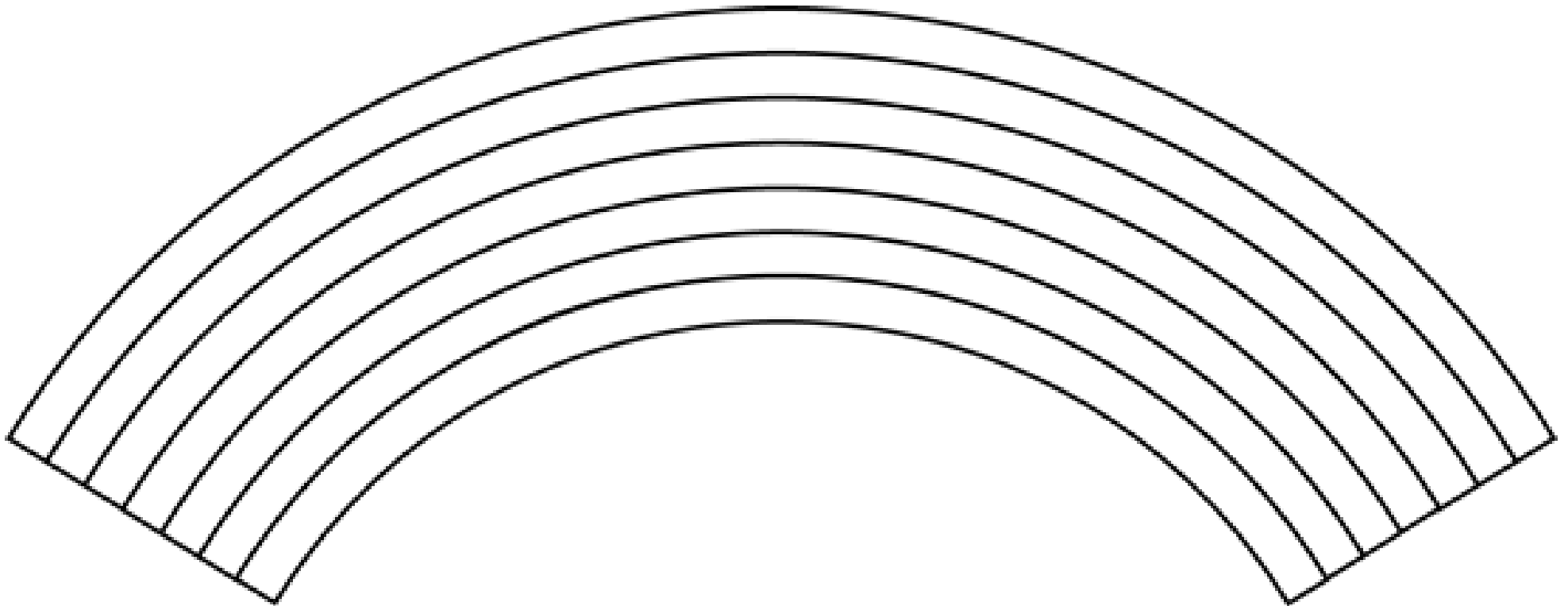



# Rainbows

Irish folklore says that leprechauns bury their gold at the end of rainbows. While no one has yet to find gold at the end of a rainbow, they are pretty amazing creations! A rainbow is created when sunlight shines through water droplets. The water droplets bend the white light, dividing it into separate colors.

Starting at the top of the rainbow, its colors in order are red, orange, yellow, green, blue, indigo, and violet. Many people remember this order by saying the name ROY G. BIV. Each letter in the name is the same as the first letter of the colors.

**Color the rainbow below using the correct colors in the correct order.**





# Terms of Use

Thank you for your purchase! By purchasing this resource, you are agreeing that the contents are the property of Randi Smith and licensed to you only for classroom/personal use as a single user. I retain the copyright, and reserve all rights to this product.

## **YOU MAY:**

- \* Use items (free and purchased) for your own classroom students, or your own personal use, including a home classroom.
- \* Reference this product in blog posts, at seminars, professional development workshops, or other such venues PROVIDED there is both credit given to myself as the author and a link back to my TPT store included in your post/presentation.
- \* Distribute and make copies of FREE ITEMS ONLY to other teachers PROVIDED there is credit given to Randi Smith and a link back to my TPT store.

## **YOU MAY NOT:**

- \* Claim this work as your own, alter the files in any way, or remove/attempt to remove the copyright/ watermarks.
- \* Sell the files or combine them into another unit for sale/free.
- \* Post this document for sale/free elsewhere on the internet (this includes Google Doc links on blogs).
- \* Make copies of purchased items to share with others is strictly forbidden and is a violation of the Terms of Use, along with copyright law.
- \* Obtain this product through any of the channels listed above.

Thank you for abiding by universally accepted codes of professional ethics while using this product.

If you encounter an issue with your file, notice an error, or are in any way experiencing a problem, please contact me and I will be more than happy to help sort it out!

**Thank you, Randi Smith**