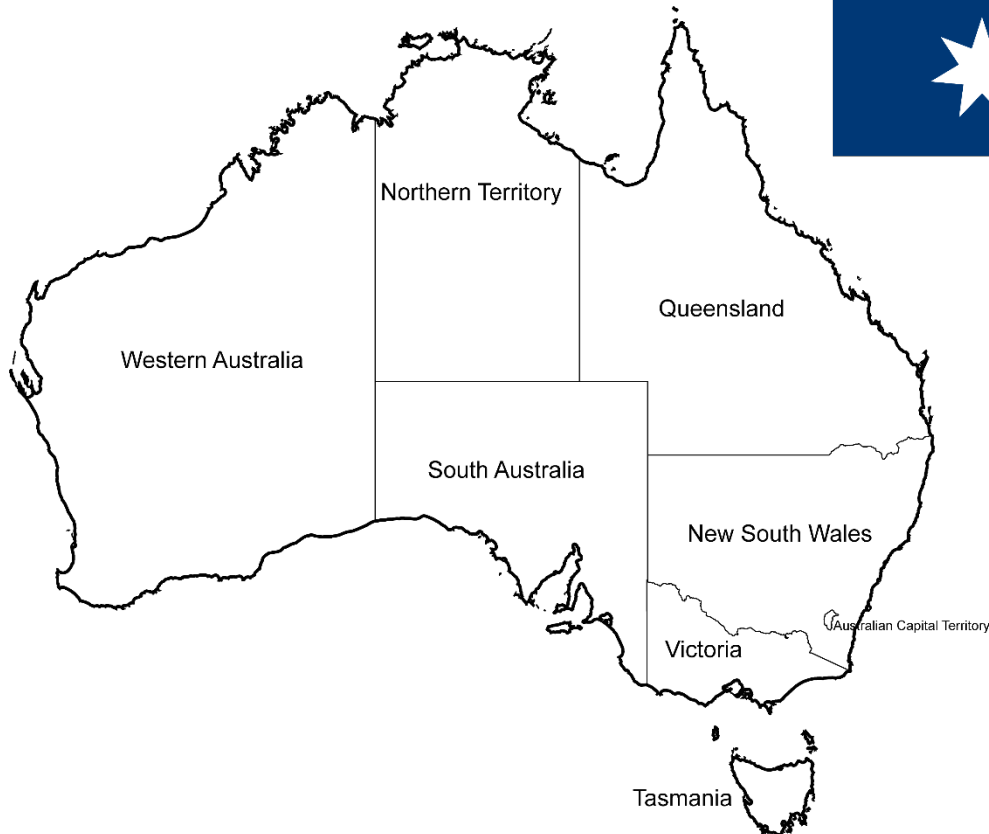



Australia

Unit Study



Subjects:

Reading, History, Geography,
Following Directions, Cooking, Foreign
Language, Art, Music, Math



Teacher Instructions

Thank you for downloading our Australia Unit Study! Here is what is included in the study:

- Pages 3-4:** **Australia Notebooking Pages:** Two different styles. Print the one you want. Check the blog post below for resources to complete it.
- Page 5:** **Map of Australia Scavenger Hunt:** Print and use with a globe or world map. Answers on page 19.
- Pages 6-7:** **Following Directions Around Australia:** Print one map for each child and read directions to learn more about Australia and practice listening skills.
- Page 8:** **Place Notebooking Page:** Use to research one of the places mentioned in the Following Directions activity or any other place in Australia.
- Pages 9:** **Australian Currency:** Learn about Australia's currency and practice some math skills.
- Page 10-16:** **Famous People Notebooking Pages:** Print the people you want to learn more about and follow the links in the blog post to study them.
- Pages 17-18:** **Book Summaries:** One fiction, one non-fiction. Use to summarize book(s) about Australia.

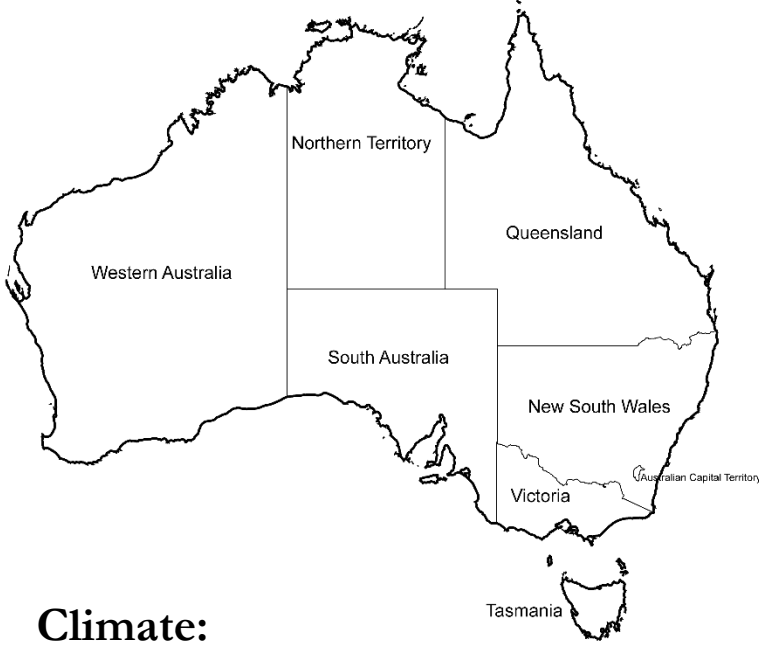
Also refer to our post, [Australia FREE Unit Study](#), for:

1. Videos and research links about Australia.
2. Hands on activities.
3. Recipes for Australian food.
4. Resources to learn about famous Australians.
5. Links to learn the Australian language.
6. Fiction and non-fiction lists of books and movies about Australia.

Credits



Australia



Language Spoken:

Area: _____

Population: _____

Capital: _____

Currency: _____


Government: _____

Dominant Religion:

Climate:

Biomes/Terrain:

History:



Australian Foods:

Other Notes:

Map of Australia Scavenger Hunt

Using a map or globe, find the following locations and fill-in the answers.

1. What two oceans border Australia?

2. What famous reef lies in the ocean to the northeast of Australia?

3. What Australian island lies to the south of eastern Australia?

4. What is the capital of Australia? _____

5. What large city lies to the north of the capital?

6. What large city lies to the southwest of the capital?

7. What large desert lies in the northeast of Australia?

8. What mountain range is along the eastern side of Australia?

9. What imaginary line runs through Australia and marks the southern border of the tropics?

10. What country lies to the east across the Tasman Sea?

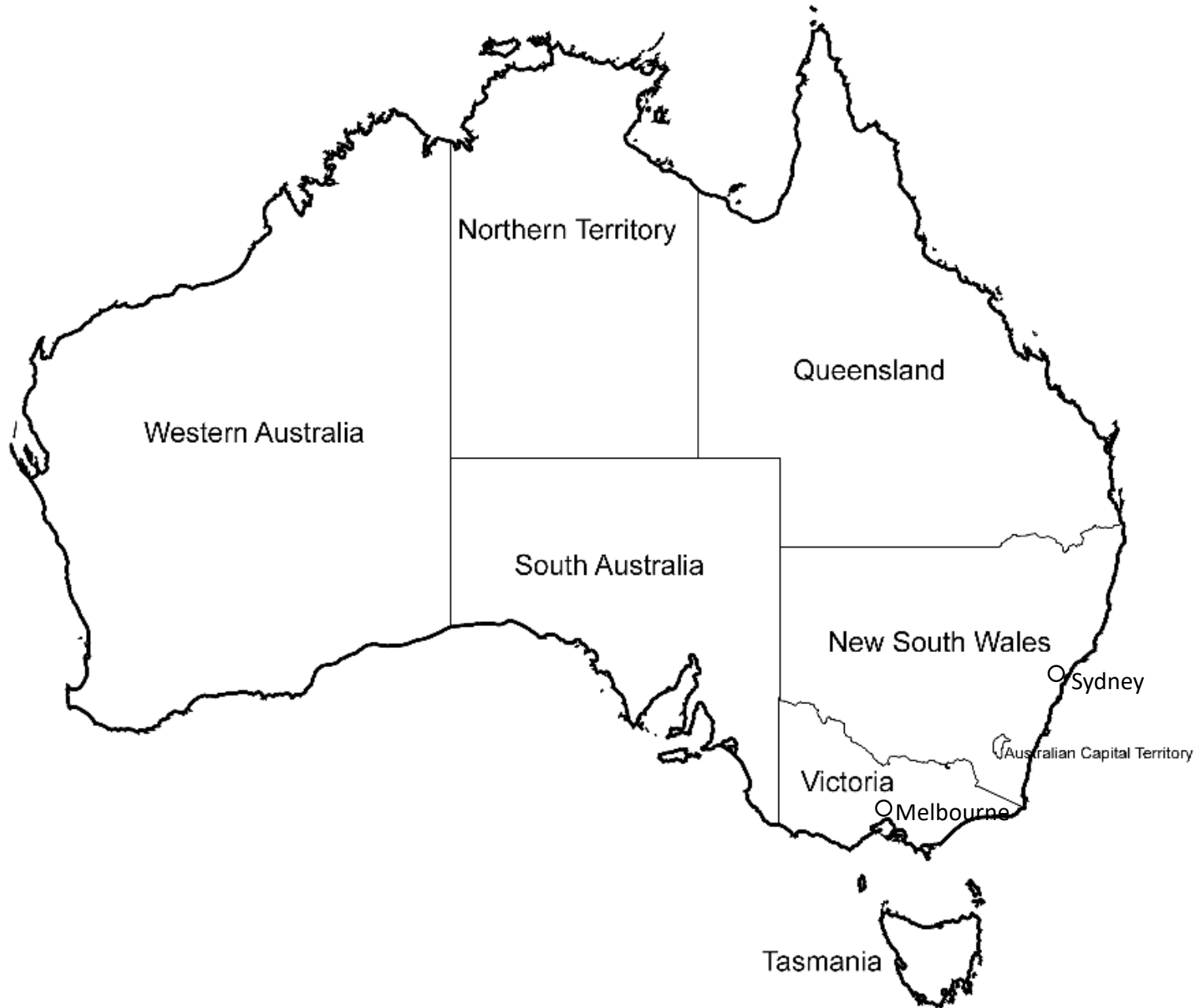
Following Directions Around Australia

These directions were created to improve listening comprehension skills. Read the directions to your children and help them as needed. They could also read the directions themselves and follow them, if you prefer to work on reading comprehension skills.

1. The largest city in Australia is Sydney. The Sydney Opera House is a well-known building here with an interesting roof. Draw four, gray sailboat sails here to represent the roof.
2. Right near the Opera House is the Sydney Harbour Bridge, the largest steel arch bridge in the world. Draw a bridge next to your four, gray sails.
3. The most southern coast in Queensland is called the Gold Coast and has wonderful beaches and many theme parks. Write "Gold" in yellow here.
4. To the north, off the coast of Queensland lies the Great Barrier Reef, one of the natural wonders of the world. Draw an orange and black striped fish off the coast here.
5. Just inland here is an ancient rainforest. Draw a tall brown tree in northern Queensland.
6. Near the top of the Northern Territory is Kakadu National Park where there are ancient Aborigine rock paintings. Draw a red stick person in this area to represent the rock paintings.
7. In the southwestern part of this territory is Uluru-Kata National Park, which is known for its large red monolith or single massive rock. Draw a large red rock here.
8. Much of the eastern half of the state of Western Australia is desert. Color the right half of this state tan.
9. Melbourne is the second largest city in Australia. There are many places to visit here, including the Royal Botanic Gardens. Draw a green plant in this area.
10. The island of Tasmania is full of natural beauty with one half of the island being protected land. Draw a blue waterfall on the Tasmania.

Did one of these places sound interesting to you? Do some research and learn more about it using the notebooking sheet on the next page.

Following Directions Around Australia



Australian Currency: The Dollar

Complete the charts below to learn more about this country's currency.

Coins:

Coins	How many = 1 dollar?	How many = 5 dollars?
5 cents	20	
10 cents		
25 cents		
50 cents		
1 dollar		
2 dollar		

Notes:

Notes	How many = 100 dollars?	How many = 1000 dollars?
1 dollar		
2 dollars		
5 dollars		
10 dollars		
20 dollars		
50 dollars		
100 dollars		

Find today's exchange rate:

1 dollar = _____ Australian dollar

What similarities and differences do you see between Australia's money and your own?



Macfarlane Burnet

1899 - 1985

Australia

Known For:

Interesting Facts:



Rupert Murdoch

1931 - _____

Australia

Known For:

Interesting Facts:

Photo credit, cropped: https://commons.wikimedia.org/wiki/File:Rupert_Murdoch_23507795991.jpg



Steve Irwin

1962 – 2006

Australia

Known For:

Interesting Facts:

Due to copyright law, you will need to find and attach a picture here yourself.

Nicole Kidman
1967 - _____
Australia

Known For:

Interesting Facts:

[https://commons.wikimedia.org/wiki/File:Deepak_Chopra_2013_\(cropped\).jpg](https://commons.wikimedia.org/wiki/File:Deepak_Chopra_2013_(cropped).jpg)



Keith Urban

1967 - _____
Australia

Known For:

Interesting Facts:

Photo credit, cropped: https://commons.wikimedia.org/wiki/File:Keith_Urban,_March_2007.jpg



Hugh Jackman

1968 - _____

Australia

Known For:

Interesting Facts:



Ian Thorpe
1982 - _____
Australia

Known For:

Interesting Facts:

Photo credit, cropped: https://commons.wikimedia.org/wiki/File:Ian_Thorpe_2012.jpg

Fiction Book Summary

Title: _____

Author: _____

Year Published: _____

Setting (Place and Time):

Main Characters:

Main problem in the story:

How was it solved? :

Would you recommend this book to others? Why or why not?

Non-Fiction Book Summary

Title: _____

Author: _____

Year Published: _____

Topic(s):

Interesting facts you learned:

Would you recommend this book to others? Why or why not?

Draw a picture of something you learned:

Answer Keys

Map Scavenger Hunt:

1) Indian and Pacific Ocean 2) Great Barrier Reef 3) Tasmania 4) Canberra 5) Sydney 6) Melbourne 7) Great Sandy Desert 8) Great Dividing Range 9) Tropic of Capricorn 10) New Zealand

Australian Currency:

Coins	How many = 1 dollar?	How many = 5 dollars?
5 cents	20	100
10 cents	10	50
25 cents	4	20
50 cents	2	10
1 dollar	1	5
2 dollar		3 with change left over

Notes	How many = 100 dollars?	How many = 1000 dollars?
1 dollar	100	1000
2 dollars	50	500
5 dollars	20	200
10 dollars	10	100
20 dollars	5	50
50 dollars	2	20
100 dollars	1	10

Terms of Use

Thank you for your purchase! By purchasing this resource, you are agreeing that the contents are the property of Randi Smith and licensed to you only for classroom/personal use as a single user. I retain the copyright, and reserve all rights to this product.

YOU MAY:

- * Use items (free and purchased) for your own classroom students, or your own personal use, including a home classroom.
- * Reference this product in blog posts, at seminars, professional development workshops, or other such venues PROVIDED there is both credit given to myself as the author and a link back to my TPT store included in your post/presentation.
- * Distribute and make copies of FREE ITEMS ONLY to other teachers PROVIDED there is credit given to Randi Smith and a link back to my TPT store.

YOU MAY NOT:

- * Claim this work as your own, alter the files in any way, or remove/attempt to remove the copyright/ watermarks.
- * Sell the files or combine them into another unit for sale/free.
- * Post this document for sale/free elsewhere on the internet (this includes Google Doc links on blogs).
- * Make copies of purchased items to share with others is strictly forbidden and is a violation of the Terms of Use, along with copyright law.
- * Obtain this product through any of the channels listed above.

Thank you for abiding by universally accepted codes of professional ethics while using this product.

If you encounter an issue with your file, notice an error, or are in any way experiencing a problem, please contact me and I will be more than happy to help sort it out!

Thank you, Randi Smith